

DK DK50/100

Resolution
0.5 μ m

Stem
 ϕ 20

Stroke
50mm

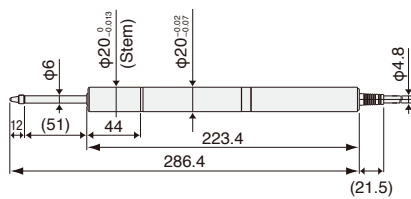
Stroke
100mm

Output
A/B phase

* DK50NR5/PR5

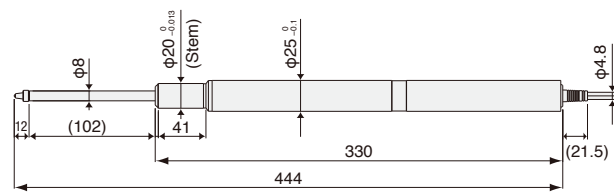


DK50NR5/PR5



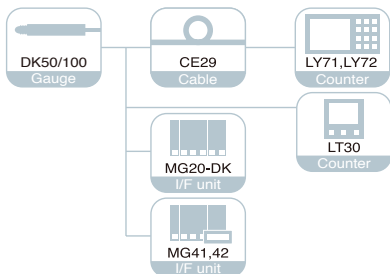
* Upon installation, clamp the stem.

DK100NR5/PR5



* Upon installation, clamp the stem.

Unit: mm



Specifications

Model	Standard model		Protected type model	
	DK50NR5	DK50PR5	DK100NR5	DK100PR5
Measuring range	50 mm		100 mm	
Maximum resolution	0.5 μ m			
Accuracy (at 20°C/68°F)	2 μ m		4 μ m	
Measuring force (at 20°C/68°F)	Upward: – Horizontal: 0.9 \pm 0.4 N Downward: 1.3 \pm 0.5 N	6.2 N or less	Upward: – Horizontal: 1.8 \pm 0.65 N Downward: 2.7 \pm 0.55 N	9.3 N or less
Maximum response speed	250 m/min			
Reference point	Position at spindle movement of 1 mm			
Reference-point response speed	Same as the noted maximum response speed			
Output	A/B/reference point Voltage-differential line driver output (conforming to EIA-422)			
Spindle drive system	Spring push			
Protection grade ¹	IP50	IP64	IP50	IP64
Vibration resistance	10 to 2000 Hz 150 m/s ²			
Impact resistance	1500 m/s ² 11 ms			
Operating temperature	0 to 50 °C			
Storage temperature	–20 to 60 °C			
Power supply	5 VDC \pm 5 %			
Power consumption	1 W			
Mass ²	Approx. 360 g		Approx. 630 g	
Output cable length	2.4 m			
Feeler	Carbide ball tip, Mounting screw M2.5			
Accessories	Instruction Manual, +P M4 \times 5 screw (2pc)			

¹ Excluding the interpolation box and connector

² Excluding cable section and interpolation box